



# Junior

# Osceola County 4-H Rabbit & Cavy Project Record Book

Check those that apply:

- Rabbit \_\_\_\_\_
- Pen of three Market Rabbits \_\_\_\_\_
- Single Fryer Rabbit \_\_\_\_\_
- Market Roaster Rabbit \_\_\_\_\_
- Cavy \_\_\_\_\_


Name: \_\_\_\_\_

Number of years in the Project:      Rabbit \_\_\_\_\_      Cavy \_\_\_\_\_

Fair Age as of January 1<sup>st</sup>, of the current year: \_\_\_\_\_

4-H Club: \_\_\_\_\_

Leaders: \_\_\_\_\_

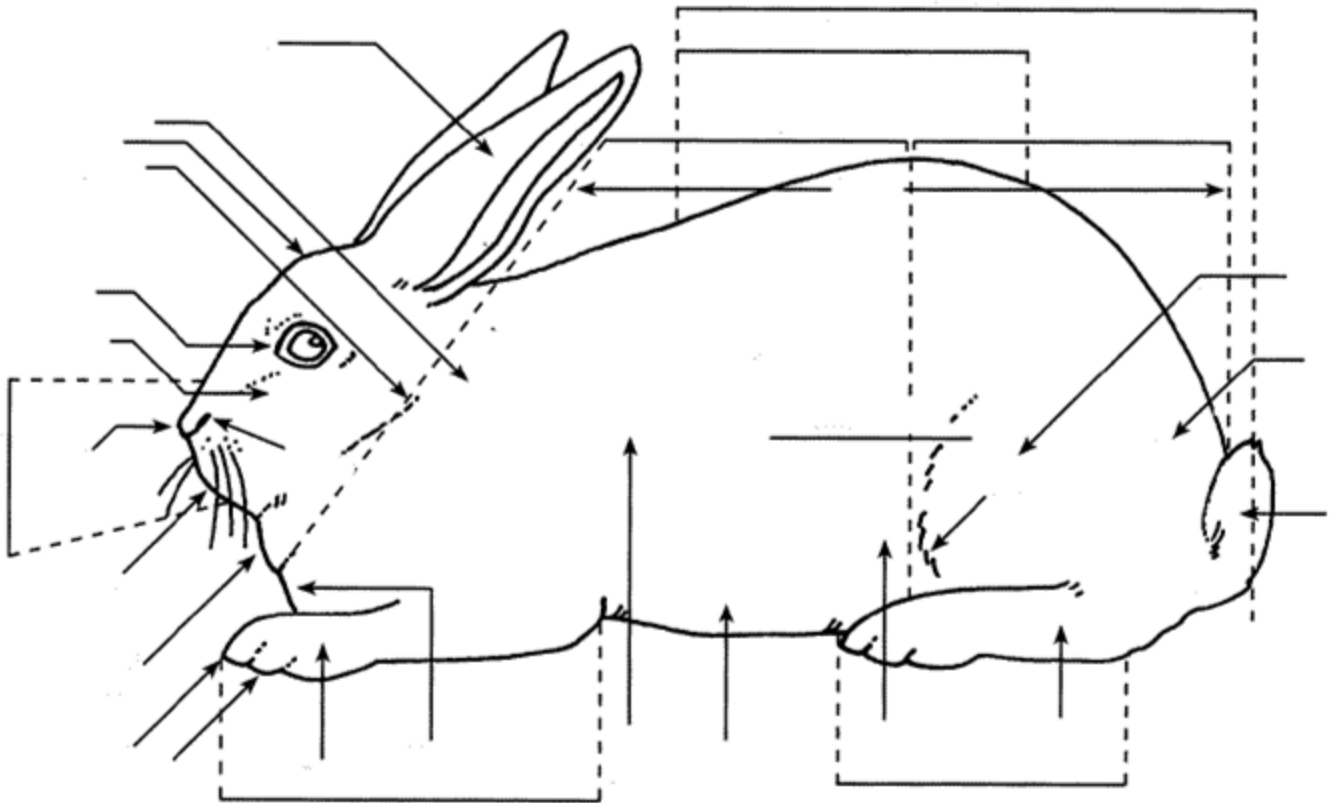


## *Objectives of All 4-H Rabbit & Cavy Projects*

1. To gain knowledge and skills in managing and caring for rabbits & cavies.
2. To learn to select quality rabbits or cavies and how to feed them balanced rations that will maintain appropriate health.
3. To maintain management records to base decisions regarding feed, production and breeding.
4. To participate in group-activities and to assume responsibility in the 4-H rabbit and cavy program.
5. To gain satisfaction from completing a project to the best of your ability.
6. To let the member learn the possibilities of marketing rabbits or cavies for breeding stock, and/or contribute to the family table with rabbit meat.
7. To let the member experience competing through a positive show experience with rabbit or cavies at the local area shows or the State 4-H Rabbit & Cavy Show.
8. To extend learning into various associations and/or local clubs to further educational opportunities within the project area.



## Parts of a Rabbit - Label all parts with the correct number



- |                 |                  |              |
|-----------------|------------------|--------------|
| 1. Ear          | 15. Ribs         | 29. Toenail  |
| 2. Saddle       | 16. Knee/Stifle  | 30. Nostrils |
| 3. Hip          | 17. Foot         | 31. Dewlap   |
| 4. Hind Leg     | 18. Nose         |              |
| 5. Foreleg      | 19. Neck         |              |
| 6. Muzzle       | 20. Back         |              |
| 7. Shoulder     | 21. Midsection   |              |
| 8. Forequarters | 22. Tail         |              |
| 9. Rump         | 23. Flank        |              |
| 10. Hock        | 24. Toe          |              |
| 11. Chest       | 25. Cheek        |              |
| 12. Mouth       | 26. Forehead     |              |
| 13. Eye         | 27. Hindquarters |              |
| 14. Loin        | 28. Belly        |              |

# Rabbit Breeding Record

Name: \_\_\_\_\_ DOB: \_\_\_\_\_ Weight: \_\_\_\_\_ Breed/Variety: \_\_\_\_\_

Ear #: \_\_\_\_\_ Sire: \_\_\_\_\_ Dam: \_\_\_\_\_

Buck Or Doe	Breed Date	Buck or Doe Ear #	Date Born	# Kits Born	8-week weight	Comments

## Market Rabbit

Market Pen of 3 Final Weights: \_\_\_\_\_, \_\_\_\_\_, \_\_\_\_\_ lbs.

Single Fryer Final Weight: \_\_\_\_\_ lbs.

Market Roaster Final Weight \_\_\_\_\_ lbs.



\_\_\_\_\_ Income/Expense Summary  
(Year)

<b>Income:</b>	<b>\$</b>
<b>Rabbit Sales</b>	<b>\$</b>
<b>Miscellaneous Income</b>	<b>\$</b>
<b>Total Income</b>	<b>\$</b>
<b>Expenses:</b>	
<b>Rabbits Purchased</b>	<b>\$</b>
<b>Feed Purchased</b>	<b>\$</b>
<b>Miscellaneous Expenses</b>	<b>\$</b>
<b>Total Expenses</b>	
<b>Financial Summary (Total Income - Total Expenses)</b>	<b>\$</b>
<b>Circle one</b>	<b>Profit / Loss</b>

**Comments:** \_\_\_\_\_

\_\_\_\_\_

\_\_\_\_\_

\_\_\_\_\_

\_\_\_\_\_


\_\_\_\_\_

## Junior Rabbit Educational Questions

1. Breed of rabbits I raise: \_\_\_\_\_  
\_\_\_\_\_  
\_\_\_\_\_
2. Define a dewlap as found in rabbits: \_\_\_\_\_  
\_\_\_\_\_
3. What are the two fur colors in fur classes of rabbits? \_\_\_\_\_ fur  
\_\_\_\_\_ fur
4. What are crooked legs on a rabbit : \_\_\_\_\_  
\_\_\_\_\_
5. What are ear mites on a rabbit? \_\_\_\_\_  
\_\_\_\_\_
7. Describe issues that can happen with rabbit teeth? \_\_\_\_\_  
\_\_\_\_\_  
\_\_\_\_\_
8. Name two types of parasites that affect rabbits: \_\_\_\_\_  
\_\_\_\_\_

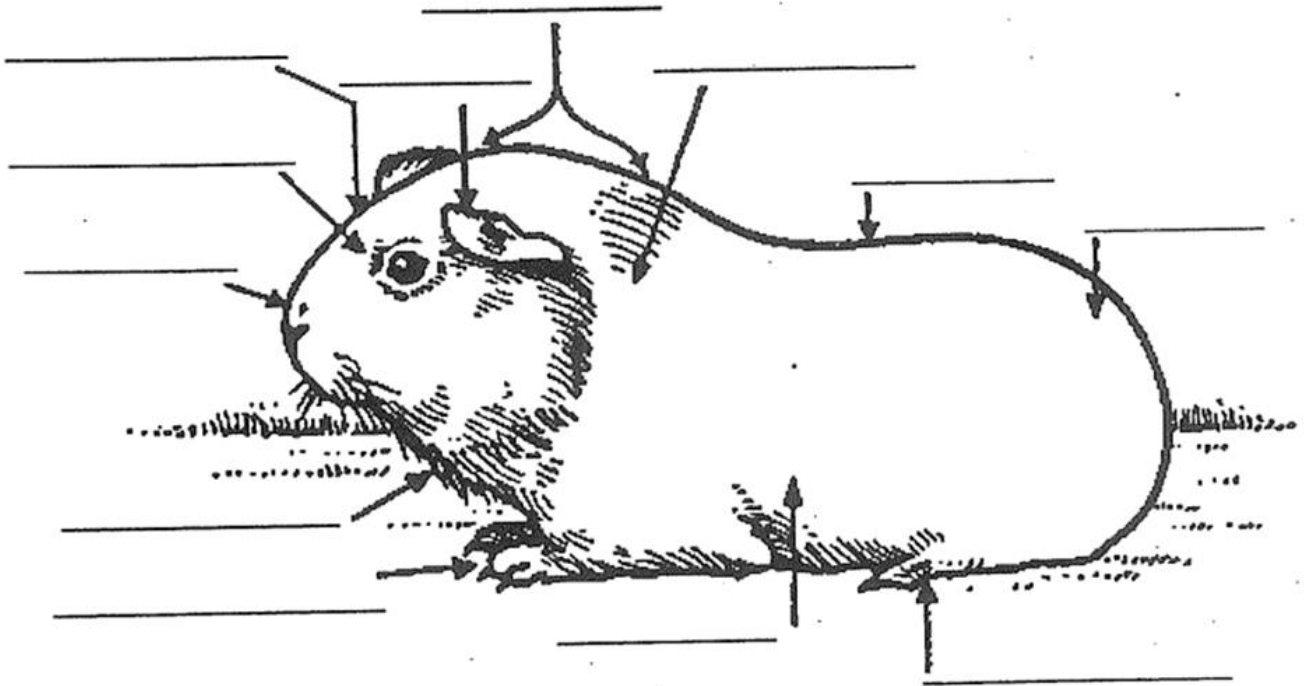
### My Rabbit

Color the rabbit below to look like your rabbit



## Junior Cavy Records

Please label and color image like your cavy



*Name the body parts of the cavy from the list below:*

- |                 |                  |
|-----------------|------------------|
| 1. Eye          | 8. Crown         |
| 2. Side of Body | 9. Chest         |
| 3. Face         | 10. Back         |
| 4. Nose         | 11. Shoulder     |
| 5. Ear          | 12. Fore Feet    |
| 6. Hind Feet    | 13. Hindquarters |
| 7. Mouth        |                  |



*Answer the following questions:*

1. What is the gestation period for a cavy? \_\_\_\_\_ - \_\_\_\_\_ days

2. Name the weights for each age classification of cavies:

Junior: \_\_\_\_\_ - \_\_\_\_\_ oz.

Intermediate: \_\_\_\_\_ - \_\_\_\_\_ oz.

Senior: \_\_\_\_\_ - \_\_\_\_\_ oz.

3. Name 2 diseases that result in disqualifications for cavies:

a. \_\_\_\_\_

b. \_\_\_\_\_

4. Name the showroom classes by age for cavies:

\_\_\_\_\_, \_\_\_\_\_, \_\_\_\_\_

5. Name the vitamin a cavy must have every day: Vitamin \_\_\_\_\_

6. Name three long-haired breeds of cavies:

\_\_\_\_\_, \_\_\_\_\_, \_\_\_\_\_,

7. What human disease are cavies very susceptible to catch? \_\_\_\_\_

9. Which ear does the cavy ear tag go in? \_\_\_\_\_ ear

**Photos for all records**



# My Project Story

(For all records)



Handwriting practice lines consisting of solid top and bottom lines with a dashed midline, repeated 10 times down the page.